

Wood Collection

WINDOWS



LEPAGE
MILLWORK

DISCOVER LEPAGE

04 True Artisans

06 State-of-the-Art

08 Tradition of Quality

OUR FAMILY OF WINDOWS

12 Casement & Awning

14 Casement

16 Push-Out Casement

18 Awning

20 Push-Out Awning

22 In-Swing French Casement

24 Hardware

28 Hung

30 H-100 Hung

32 XL Hung

34 Weight & Chain Hung

36 Hardware

38 Shapes & Direct Sets

40 Architectural Shapes

42 Direct Set

OPTIONS

46 Wood Species & Stain Colours

47 Paint Colours

48 Glass

50 Grilles

51 Mouldings

52 Screens

57 Design Your Dream

WHY LEPAGE

53 Why Lepage

55 Warranty

60 Energy Efficiency

61 Environmental Commitment



Mr. Guy Bonneville and his sons, Marc-Antoine and François-Xavier, the family's fourth generation of window and door manufacturers.

A SHARED PASSION FOR CRAFTSMANSHIP

Our passion for exceptional craftsmanship is at the heart of Lepage Millwork's heritage. To this day, each Lepage window and door is custom-made to reflect individual customers' preferences and specifications.

This brochure features our lines of windows in a wide array of projects that our team of professionals and exceptionally talented artisans have had the pleasure of working on for our customers over the years. It is with great pride that we present them to you.

We would love to hear about your project, and we thank you for your interest in Lepage!

A handwritten signature in black ink, appearing to be 'Guy Bonneville'.

Guy Bonneville
President





TRUE ARTISANS

The high quality of a product handcrafted by an artisan is part of our most cherished tradition since 1947. Our master craftsmen and craftswomen truly represent the heart and soul of our company and their passion shines through each window they manufacture.

Lepage relies on an extensive network of partners to showcase our artisans' creations in the most breathtaking architectural projects in Ontario and Québec, the Maritimes as well as along the East Coast of the United States.

Whether you choose a wood or aluminum-clad exterior, each window and door is crafted with the same meticulous attention to detail, delivering a unique product that's been manufactured according to your specifications. This process ensures our products are infinitely customizable, on the cutting edge of performance and provide a lifetime of beauty.



glaston
LABOR




STATE-OF-THE-ART

Although the art of window and door making is deeply rooted in tradition, today's industry is a vibrant community focused on innovation, customer preferences and human imagination. Available in a great variety of styles and sizes, modern innovations and trends have produced architectural window and door designs that are more inspired and bolder than ever, complete with expansive walls of glass and creative new colours.

To remain ahead of these design and manufacturing trends, Lepage has invested in sophisticated equipment, state-of-the-art milling tools, modern paint rooms and major expansions of its manufacturing facilities.

Inspired by nature and driven by innovation, our team brings you ingenious and sustainable products engineered to exceed your expectations for years to come.







TRADITION OF QUALITY

Manufacturing quality windows and doors begins by selecting the finest materials and using the best assembly techniques. Each Lepage Millwork wood door is built in the traditional way, piece by piece using solid wood. The result is one of unmatched precision, strength and durability.

Offered with quality wood species — pine, eucalyptus grandis and mahogany — most of our wood products are also available with an aluminum-clad exterior.

We offer top-performing paints and stains in a wide array of colours. Choose your favourite among our selection of standard and optional colours, or send us a sample of your preferred brand of paint or stain. Using state-of-the-art technology, our expert colourists will come up with the perfect match for you.





OUR FAMILY OF WINDOWS

Whether you prefer casement, awning, in-swing French casement, hung or architectural windows for your home or cottage, Lepage has virtually unlimited design capabilities and can customize each window to meet your individual needs and preferences.




CASEMENT & AWNING

BEAUTIFUL SIMPLICITY


—

Casement and awning windows are among the highest-performing and most energy-efficient products available on the market. Once closed, wind pressure actually enhances airtightness, giving you a perfect seal to keep chilly air out.

They have been a preferred choice for decades and have become increasingly popular given their clean lines and endless customization possibilities.



CASEMENT



AWNING





This configuration includes casement, fixed casement and direct set windows



The contemporary profile features an ultra-slim sash, maximizing glass surfaces



CASEMENT

TIME-TESTED DESIGN

Beautifully crafted by true artisans, casement windows have a secure multi-point lock and durable hardware that ensures smooth operation. The structural design of Lepage's casement window is truly unique to the industry and provides homeowners with a window frame and sash of superior precision and quality. These assembled windows feature a common head and sill as well as a single, much thinner mull post for increased glass surface and an unobstructed view.



KEY FEATURES

- > Frame and sash made of non-jointed solid wood
- > Single structural mull post for a maximum of natural light
- > Solid multipoint lock system
- > Available with triple glass and 2 1/4 in. sash for increased thermal performance
- > Wood screen options
- > Impact Series available

AVAILABLE WITH ALUMINUM CLADDING

Colonial or Putty glaze profile



Multiple push-out and fixed casements with integrated roll-down screens



Classic style handle and sash stay

PUSH-OUT CASEMENT

LASTING ELEGANCE

Elegance, perfectly paired with durability, is a distinguishing trait of the Lepage push-out casement. Enhanced by modern technology for long-term quality, Lepage push-out casements are manufactured with superior hardware for unparalleled beauty, ease and performance. Our push-out casements are a well-crafted marriage of form and function, embodying an aesthetic that is equally suited to contemporary or traditional settings.



KEY FEATURES

- > Frame and sash made of non-jointed solid wood
- > Elegant style with a modern construction
- > Quality hardware and lock mechanisms
- > Sash stay for a premium look and added resistance
- > Available with triple glass and 2 1/4 in. sash for increased thermal performance
- > Wood screen
- > Impact Series available


AVAILABLE WITH ALUMINUM CLADDING

Colonial or Putty glaze profile





Assembled awning and fixed windows



Classic style awning with stainless steel hardware



AWNING

EFFICIENCY MEETS FLEXIBILITY

Unlike any other window style, the awning window allows you to let fresh air in, even during a storm. And, because they open out, wind pressure actually enhances their airtightness when they're closed, giving you greater energy efficiency and the flexibility to quickly adapt to changing weather conditions. The Lepage awning can be used on its own or as a complement to direct sets or casement windows for custom design options.



KEY FEATURES

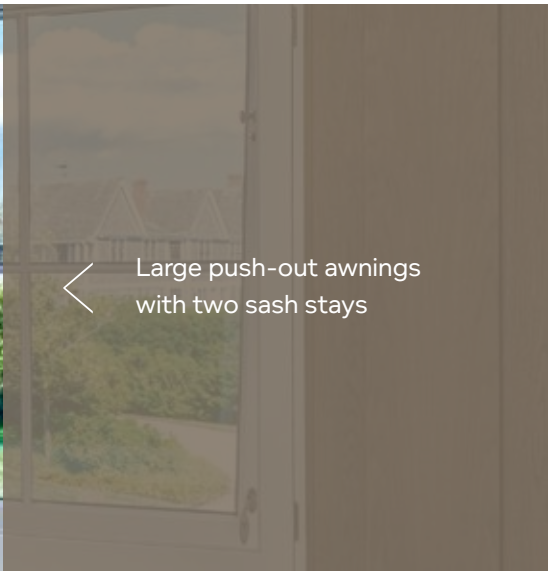
- > Frame and sash made of non-jointed solid wood
- > Solid multipoint lock system for sash closure
- > Available with triple glass and 2 1/4 in. sash for increased thermal performance
- > Wood screen options
- > Impact Series available

AVAILABLE WITH ALUMINUM CLADDING

Colonial or Putty glaze profile



Smaller push-out awnings



Large push-out awnings with two sash stays

PUSH-OUT AWNING

EASY, BREEZY

The Lepage push-out awning is designed with top hinges to allow you to easily open the window to refresh a room, even when the weather outside is uncertain. Equipped with two high-quality locks and sash stays, our push-out awnings operate with ease, even in hard-to-reach places, making the Lepage push-out awning one of the most versatile choices.



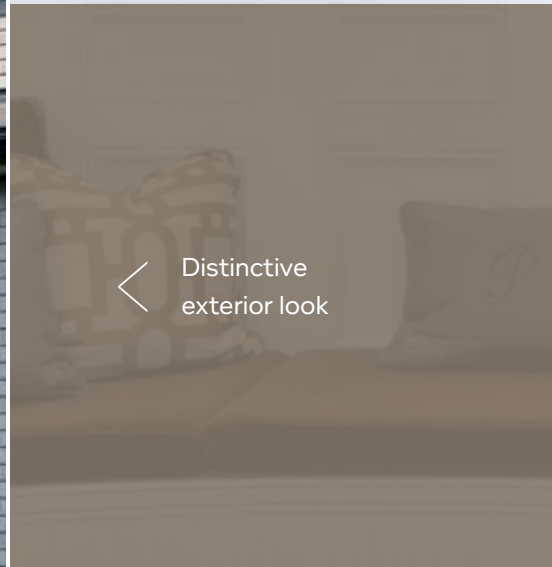
KEY FEATURES

- > Frame and sash made of non-jointed solid wood
- > Elegant style with a modern construction
- > Quality hardware and lock mechanisms
- > Sash stay for a premium look and added resistance
- > Available with triple glass and 2 1/4 in. sash for increased thermal performance
- > Impact Series available

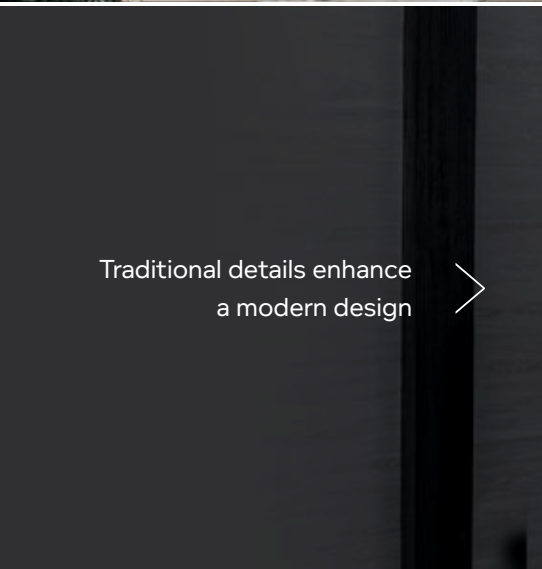
AVAILABLE WITH ALUMINUM CLADDING

Colonial or Putty glaze profile





Distinctive exterior look



Traditional details enhance a modern design



IN-SWING FRENCH CASEMENT

INVITE NATURE IN

For centuries, architects have used in-swing French casement windows to bridge exterior and interior spaces and create unparalleled panoramas. With their exposed hinges and cremone hardware, nothing else comes close in terms of historic charm. Thrown open to welcome the sun and summer breeze, Lepage's in-swing French casement windows are a glorious invitation to let nature in.



KEY FEATURES

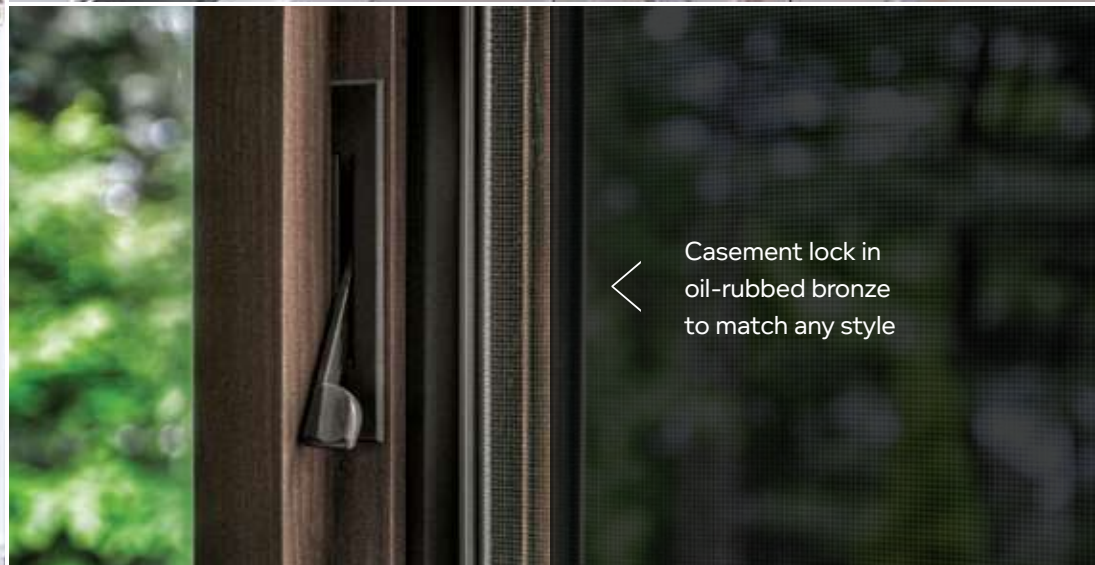
- > Frame and sash made of non-jointed solid wood
- > Distinctive historic design and panoramic views
- > Interlocking sashes that open simultaneously
- > No fixed post between the sashes for an unobstructed view
- > Premium antique-style hardware options
- > Wood screen options

AVAILABLE WITH ALUMINUM CLADDING

Colonial or Putty glaze profile



Push-out handle and sash stay
create an upscale look



Casement lock in
oil-rubbed bronze
to match any style

HARDWARE

CASEMENTS & AWNINGS

You can feel the exceptional quality of Lepage window hardware the first time you lay your hands on it. Our handles and locks seal windows securely for optimal tightness.

TRADITIONAL HANDLES



BLACK



OIL-RUBBED BRONZE



POLISHED CHROME



SATIN CHROME



SATIN NICKEL



ANTIQUE BRASS



POLISHED BRASS



WHITE



COPPERTONE



BEIGE

CONTEMPORARY HANDLES



BLACK



OIL-RUBBED BRONZE



POLISHED CHROME



SATIN CHROME



SATIN NICKEL



WHITE

LOCKS



BLACK



OIL-RUBBED BRONZE



POLISHED CHROME



SATIN CHROME



SATIN NICKEL



ANTIQUE BRASS



POLISHED BRASS



WHITE



COPPERTONE



BEIGE

HARDWARE

PUSH-OUT CASEMENTS & AWNINGS

STANDARD HANDLES



OIL-RUBBED
BRONZE



POLISHED
CHROME



SATIN
NICKEL



POLISHED
BRASS

PRESTIGE HANDLES



OIL-RUBBED
BRONZE



POLISHED
NICKEL



SATIN
NICKEL



POLISHED
BRASS



UNLACQUERED
BRASS


SASH STAYS



OIL-RUBBED
BRONZE



POLISHED
NICKEL



SATIN
NICKEL



POLISHED
BRASS



UNLACQUERED
BRASS

HARDWARE

IN-SWING FRENCH CASEMENTS

TRADITIONAL HANDLES



BLACK



PEWTER



ANTIQUE
BRASS



POLISHED
BRASS

TRADITIONAL HINGES



BLACK



PEWTER



ANTIQUE
BRASS



POLISHED
BRASS

CONTEMPORARY HANDLES



OIL-RUBBED
BRONZE



SATIN
NICKEL



POLISHED
BRASS



UNLACQUERED
BRASS

CONTEMPORARY HINGES



OIL-RUBBED
BRONZE



SATIN
NICKEL



POLISHED
BRASS



UNLACQUERED
BRASS






HUNG

CLASSIC LUXURY

Hung windows are the perfect choice for classic or urban style homes, evoking the luxurious look and sturdy feel of finely crafted furniture. Made of two sashes that overlap slightly and slide up and down inside the frame, they offer custom options such as chains and discrete jamb liners. Lepage windows are designed and tested to ensure smooth operation regardless of their weight, allowing our hung windows to be manufactured to surprisingly large sizes.





^
H-100 hung windows
with a large direct set



<
Discrete jamb liners and
easy sliding sash operation

H-100 HUNG

ELEGANT SIMPLICITY

A masterful example of simplicity and grace, the H-100 has evolved into a technologically advanced product that operates with ease and looks simply stunning in any home. Available with tilt-in sashes for easy cleaning and discrete jamb liners, the Lepage H-100 hung window perfectly combines traditional elegance, modern functionality and proven durability.



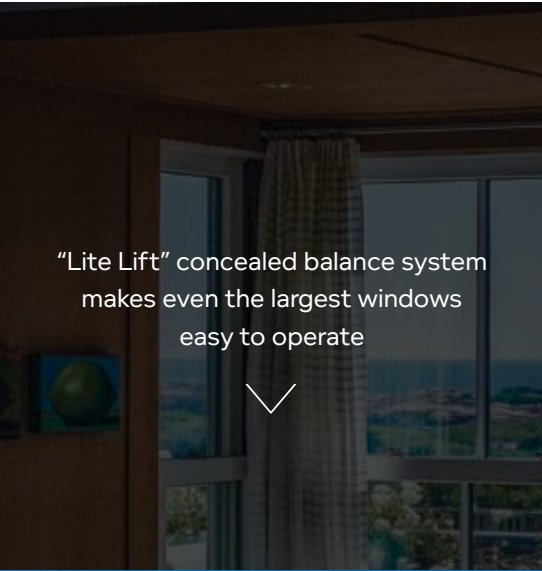
KEY FEATURES

- > Frame and sash made of non-jointed solid wood
- > Discrete jamb liners and hardware
- > Top-quality weatherstripping to minimize friction
- > Concealed tilt hardware that allows the sash to be tipped inward for easy cleaning
- > XL and weight and chain models available with triple glass
- > Wood screen options

AVAILABLE WITH ALUMINUM CLADDING

Colonial or Putty glaze profile





“Lite Lift” concealed balance system makes even the largest windows easy to operate



All-wood interior jambs create a distinctive look

XL HUNG

THE GENTLE GIANT

Larger-than-life projects require larger-than-life windows, and the Lepage XL hung exceeds all expectations for what a window of this size and class should deliver. Featuring Lepage's proprietary "Lite Lift" concealed balance system and high-quality weatherstripping, the largest windows will perform and operate with absolute ease.



KEY FEATURES

- > Frame and sash made of non-jointed solid wood
- > Perfect for large-size openings
- > All-wood interior jamb
- > Proprietary "Lite Lift" concealed balance system
- > Available with triple glass and 2 1/4 in. sash for increased thermal performance
- > Wood screen options
- > Impact Series available

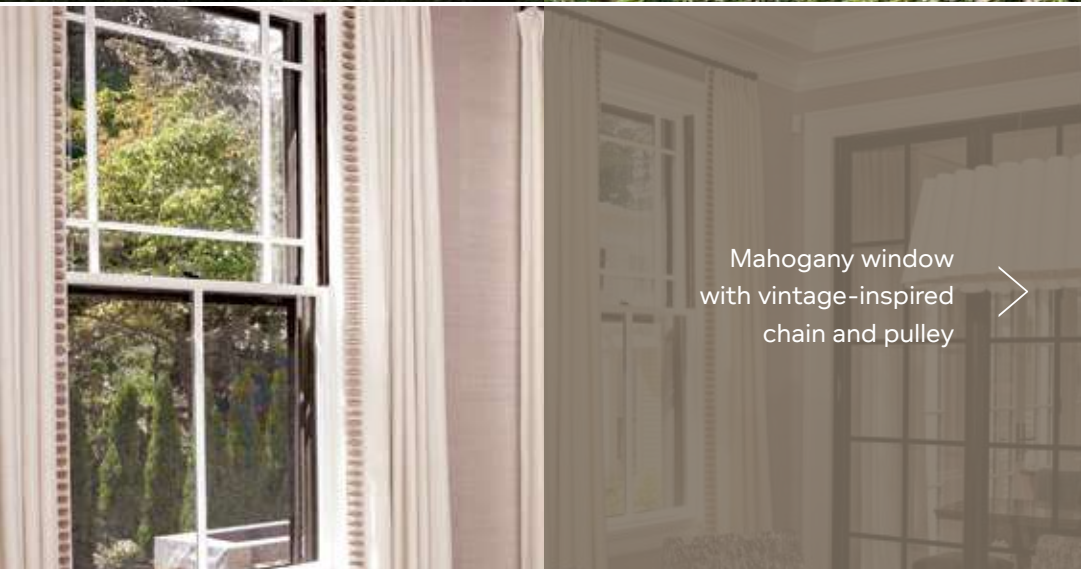
AVAILABLE WITH ALUMINUM CLADDING

Colonial or Putty glaze profile





Weight and chain windows
with curved glass



Mahogany window
with vintage-inspired
chain and pulley



WEIGHT AND CHAIN HUNG

TIMELESS EXPRESSION

By the late 19th century, weight and chain windows had found their way into America's finest townhomes and greystones. Their smooth operation and ingenious design were — and still are — marvels of modern engineering. At Lepage, we stay true to this timeless classic by precisely handcrafting all wooden components and finding new expressions with updated styles and modern features.



KEY FEATURES

- > Frame and sash made of non-jointed solid wood
- > Timeless design with modern performance
- > Solid brass ball-bearing pulleys
- > Available with triple glass and 2 1/4 in. sash for increased thermal performance
- > Wood screen options
- > Impact Series available



H-100 hung with integrated hardware that both locks the window and tilts it for easy cleaning



Satin nickel hardware in a mahogany weight and chain hung window



HARDWARE

H-100 HUNGS

STANDARD LOCKS



OIL-RUBBED
BRONZE



SATIN
CHROME



SATIN
NICKEL



POLISHED
BRASS



WHITE



COPPERTONE

STANDARD HANDLES



OIL-RUBBED
BRONZE



SATIN
CHROME



SATIN
NICKEL



POLISHED
BRASS



WHITE



COPPERTONE

XL-HUNGS – WEIGHT AND CHAIN HUNGS – H-100 HUNGS (OPTIONAL)

PRESTIGE LOCKS



OIL-RUBBED
BRONZE



POLISHED
NICKEL



SATIN
NICKEL



POLISHED
BRASS



UNLACQUERED
BRASS

PRESTIGE HANDLES



OIL-RUBBED
BRONZE



POLISHED
NICKEL



SATIN
NICKEL



POLISHED
BRASS



UNLACQUERED
BRASS






SHAPES & DIRECT SETS


DISTINCTION AND ORIGINALITY

Expertly crafted by our most experienced artisans for performance and beauty, architectural shapes added to your window designs will give your home a distinct charm and increase its value.

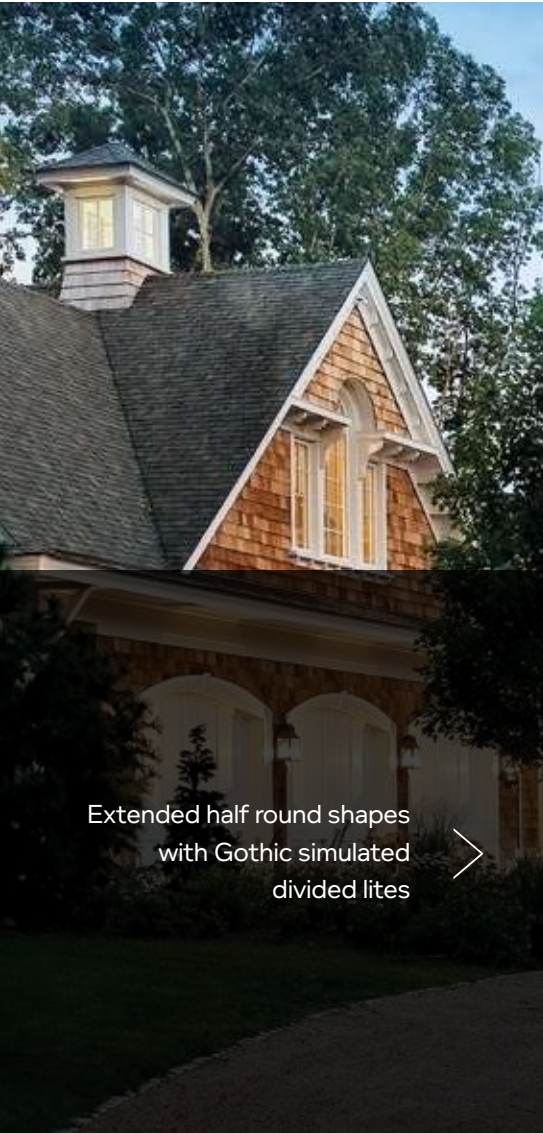
Featuring minimal wood framework to maximize the view, direct set profiles match operating windows, such as casements or awnings, to provide fluid sight lines and original design.



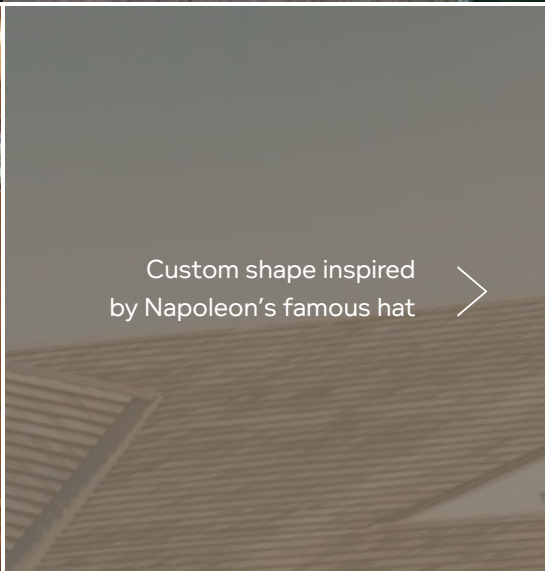
SHAPES



DIRECT SETS



Extended half round shapes
with Gothic simulated
divided lites



Custom shape inspired
by Napoleon's famous hat



ARCHITECTURAL SHAPES

IMAGINATION TAKES SHAPE

Architectural shapes are our specialty, and can be incorporated into a window's design to add originality and curb appeal to your home. Lepage offers truly endless design possibilities, our skilled artisans will expertly create any wood shape you can imagine, including aluminum-clad and split-species profiles, curved simulated divided lites and almost any size and combination of polygons, trapezoids and segmental forms.




KEY FEATURES

- > Frame made of non-jointed solid wood
- > Unlimited designs
- > Matching sight lines when combined with any other windows and doors
- > In-sash glazing for a perfect match with other products
- > Available with triple glass and 2 1/4 in. sash for increased thermal performance
- > Impact Series available

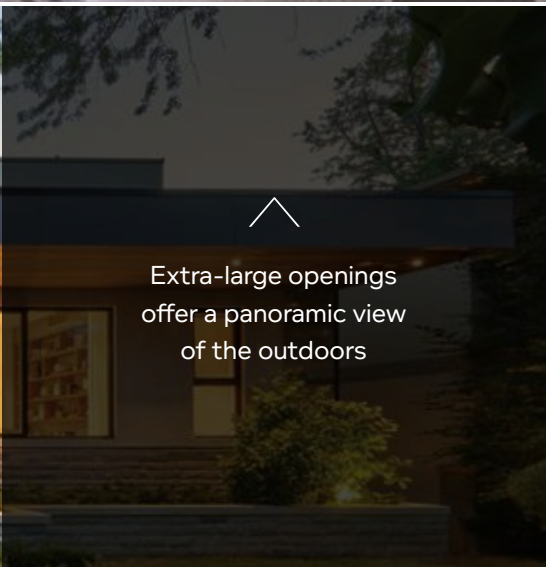
AVAILABLE WITH ALUMINUM CLADDING

Colonial or Putty glaze profile





^
Aluminum-clad direct sets
add style and maximize
natural light



^
Extra-large openings
offer a panoramic view
of the outdoors

DIRECT SET

THE PUREST LINES

Designed for maximum views and natural light, direct sets do not open and feature a sealed glass unit set directly into a narrow wood or aluminum-clad frame. Ideal for extra-large single window designs or more standard-sized fixed windows, their ultra-slim frames instantly create the unmistakable look of a contemporary home. Unsurpassed design flexibility and surprisingly energy efficient, direct sets are the ideal combination of strength and style.



KEY FEATURES

- > Frame made of non-jointed solid wood
- > Thinner frame lines and high-visibility glass
- > Structural assembly with a single mullion to maximize views
- > Available with triple glass for increased thermal performance
- > Matching sight lines when combined with any other windows and doors
- > Impact Series available

AVAILABLE WITH ALUMINUM CLADDING

Putty glaze profile





ENDLESS OPTIONS

From wood species available in a wide array of tones to an infinite choice of colour and high-quality stains, paints and hardware, the Lepage options allow you to customize your windows and doors to reflect your home's personality or create a unique design that showcases your style and preferences.

WOOD SPECIES

NOBLE BY NATURE


By its very nature, wood adds nobility, warmth and style to your home.

Choose from three main types of wood to suit your taste: pine, eucalyptus grandis and mahogany. We also offer many other species as custom options.


Note: Wood colour may vary depending on the type of wood as well as its grain and texture. Photos are for reference only.



PINE



EUCALYPTUS
GRANDIS



MAHOGANY

FINISHES

STAIN COLOURS

Our most popular colours for semi-transparent stains.

INTERIOR / EXTERIOR STAINS



NATURAL
CLEAR



CARAMEL



BRIGHT
BROWN



AMBER



RUSTIC
BROWN



WHISKEY



CLASSIC
WALNUT



COFFEE



HONEY



SEQUOIA



CINNAMON



CHOCOLATE
BROWN



CLASSIC
MAHOGANY



CLASSIC
BROWN



MYSTIC
BLACK



CONTEMPORARY
GRAY



ESPRESSO

Note: Photos are for reference only. The colour may vary depending on the type of wood, it's grain, it's colour and texture.



CUSTOM COLOURS

Lepage offers a wide range of top-performing paints and stains in a wide array of colours, many of which are shown here. Choose your favourite from among our beautiful selection of colours or send us a sample or number of your preferred brand of paint or stain, our expert colourists will come up with the perfect match for you.

PAINT COLOURS

A wide selection of superior-quality opaque paint for a beautiful and durable exterior.
 These colours are also available for exterior and interior wood finish.

STANDARD COLOURS FOR ALUMINUM



OPTIONAL COLOURS FOR ALUMINUM



Note: Photos are for reference only. Colours may vary depending on the method of application, surface on which it is applied and the year of production.

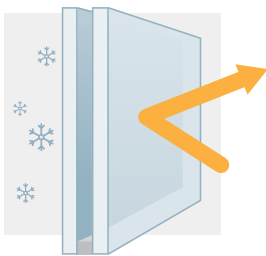
GLASS



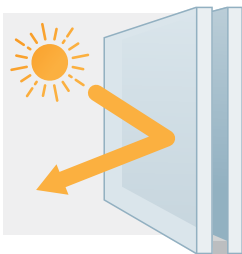
Lepage is an industry leader when it comes to high quality insulated glass units and specialty glass production. We use a fully integrated, computer assisted approach to control the entire production process. From real-time optical scanners, capable of detecting the smallest defects, to industry leading equipment that tempers and laminates glass sheets, every step of the glass production process is optimized in our plant.

ENERGY-SAVING LOW-E GLAZING

A Low-E (low emissivity) coating is applied as a microscopically thin film on the surface of the glass to increase the energy performance. Various types of Low-E coatings are available with all of Lepage's glass products to cover every climate in North America.



Low-E glazing keeps your home warmer in the winter and reduces heating costs.



In the summer, Low-E glazing reflects heat to minimize air conditioning costs.

ARGON GAS INSULATED GLASS UNITS

Argon is a naturally occurring, non-toxic gas that is used to increase the energy efficiency of insulated glass units. Argon also helps to create a low-humidity environment for the window and door's components.



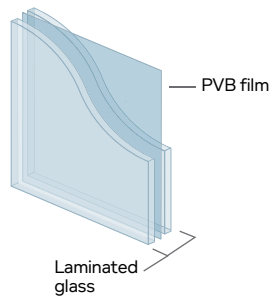
DOUBLE GLAZING

All Lepage windows and doors come standard with double-pane glass. The space between both panes is filled with argon gas.



TRIPLE GLAZING

Triple glazing is an available option on our units. It adds a pane of glass and a second gas-filled area in the glass unit, maximizing energy efficiency and providing an even greater level of noise reduction.



LAMINATED GLASS

Laminated glass provides added security against major impacts, greatly reduces outside noise and certain compositions can be approved for hurricane-prone areas. A polyvinyl butyral (PVB) film is laminated between the panes, which allows this safety glass to hold together when shattered.



ACOUSTIC SERIES

The STC and OITC rating measures a window's ability to block sound transmission. Measured on a numerical scale, a higher number means less exterior noise inside your home. Lepage offers a variety of acoustic glass with high ratings.



Standard glass



Tempered glass

TEMPERED SAFETY GLASS

Four times stronger than normal glass, tempered glass shatters into thousands of small, relatively harmless pebbles to reduce the risk of injury. A tempering process hardens the glass by heating it until it becomes soft and then quickly cooling it.



IMPACT SERIES

The Impact Series by Lepage is a strong choice to ensure the safety of your home during inclement weather. We've developed a selection of some of the toughest wooden products on the market to withstand the elements. Also available with aluminum cladding.



Acid Etched



Tinted Bronze




Tinted Grey

SPECIALTY GLASS

Typically used to bring more privacy to an area of your home or to create a unique design, we offer specialty glass in a host of colours, patterns, textures and opacities to bring a completely new dimension or peace of mind to any room.

GRILLES

Used to divide the glass surface into smaller horizontal or vertical sections, grilles are decorative patterns that reproduce the traditional look of windows or add subtle character to a modern design.



Purely aesthetic in nature, grilles are a popular choice to lend a unique personality to your windows.



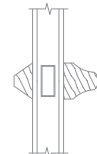
FLAT SIMULATED DIVIDED LITES

Our standard flat SDL profile is available in several widths to match any modern style. Also available in aluminum.



COLONIAL
SIMULATED DIVIDED LITES

Our standard colonial SDL profile is a classic choice available in several widths. Also available in aluminum.



DAVIS
SIMULATED DIVIDED LITES

With a deeper profile, the Davis SDL is now one of our most popular profile options.



PUTTY GLAZE
SIMULATED DIVIDED LITES


Our putty glaze SDL suits both the contemporary style and historic reproductions. Also available in aluminum.



TRUE
DIVIDED LITES

Our TDL profile, a luxurious and historically accurate option, is a popular choice for renovation and restoration projects.

GRILLE PATTERNS



MOULDINGS

Mouldings can be used to cover transitions between different surfaces or simply as ornamental features. Lepage specializes in the art of milling mouldings to ensure precision cuts and identical trims over what can sometimes total thousands of linear feet of mouldings for a single project.

WOOD MOULDINGS



FLAT



908



COLONIAL



DS-001



DS-065



DS-034



DS-017



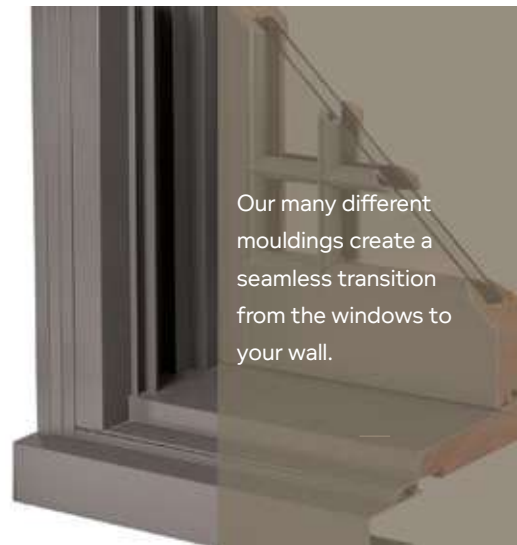
DS-030



DS-031



DS-061



Our many different mouldings create a seamless transition from the windows to your wall.

ALUMINUM MOULDINGS



SKYLER



BACKBEND



908



FLAT 1 3/4 in.



FLAT 2 3/4 in.



FLAT 3 1/2 in.

SCREENS



ALUMINUM SCREENS

This is the most conventional type of screen for all homes and uses. Aluminum screens can be adapted to all products and are available in a wide range of colours.



WOOD SCREENS

Blending perfectly with your wood windows, wood screens are an exceptional choice for your home. Lepage wood screens are available in pine, mahogany, eucalyptus grandis or other optional species.



ROLLDOWN SCREENS

Enjoy an unobstructed view with the convenient option of roll-down screens. Easy to roll down, simply press the bottom corners to gently roll back the screen up and out of sight.



WOOD STORM COMBO

Our combo screens are a robust addition for any hung window. They allow you to enjoy the cool summer breeze and provide greater warmth in the winter. Simply replace the screens with a single window pane during colder months for added protection against the elements.



Invisible



Aluminum



Copper

SCREEN MESH

Invisible mesh for screens offers an unobstructed view, while aluminum (black or grey) or bright copper screen mesh options offer a classic look and durability.

WHY LEPAGE

Since 1947, we've understood the definition of Dream Home is as unique as the person imagining it. Our millwork artisans offer decades of expertise in creating the highest quality of custom, hand-crafted Canadian windows and doors. With innovative details designed and engineered for effortless operation, energy-efficient and climate-conscious options and a wide array of beautiful custom finishes, if you can dream it, Lepage can help you define it.



TRUE ARTISANS

Each product is custom built by our experienced craftspeople with the same meticulous attention to detail.



SHAPES

Lepage specializes in expertly crafting custom designs and shapes, including aluminum-clad profiles and curved SDLs.



SPLIT SPECIES

For a mix of a highly durable wood on the outside and a different type of wood that will blend into an existing decor inside, you can select two species of wood for a single product.



FINISHES

Factory-applied finishes ensure top-performing, highly durable coatings on all critical surfaces prior to installing the hardware and assembling the final product.



CUSTOM DIMENSIONS

Whether you need a small custom shaped window or something much larger for a grand façade, our team is here to help you design customized options.



CREATIVITY

For any new project or renovation, we combine the experience and talent of our craftspeople in imaginative ways to create new and innovative products.



STRUCTURAL DESIGN

We use a thin, single mull post resulting in stunningly clean lines without compromising on strength.



PRECISION ASSEMBLY

A time-honored technique, dowel joints allow for seamless sash assembly and enduring strength without nails or screws.

LEPAGE
MILLWORK

— PROMISE —
OF
QUALITY

QUALITY YOU CAN TRUST

The warranty we provide on our wood and aluminum-clad wood products fully protects the quality and function of your windows, including assembly strength, finishes, insulated glass unit seals and performance of various other components including hardware.

The warranty is fully transferable to another homeowner and includes the following protections:

- > Performance of the exterior finish of our aluminum-clad windows
- > Finish of our wood products
- > Seal failures for all insulated glass units, thus protecting the low-e coating and argon gas retention
- > Material defects for weatherstripping and hardware

THE TEAM BEHIND THE BRAND

By using the very best techniques at each stage of the manufacturing process, we provide our customers with the pride of knowing that their Lepage Millwork windows and doors have been crafted by true artisans.

Before our windows and doors are sent to a third-party for independent quality certification for the Canadian and American markets, we test them in our own laboratories under conditions that simulate the harshest and most extreme weather conditions on Earth.

Just as our artisans stand behind their craftsmanship, our R&D team stands behind the strength and durability of each of our products, ensuring your expectations to be exceeded year after year.

We invite you to visit lepagemillwork.com to learn more about our warranties, and recommend you read our Maintenance and Care Guide for tips on how to preserve the beauty and durability of your Lepage windows and to avoid possible disqualification of claims.






DESIGN YOUR DREAM

Helping you create and achieve your dream environment inspires us every day, and that sentiment is shared with the hundreds of dedicated people who are part of Lepage Millwork's network of authorized dealers.

These experienced experts are there to help you design, estimate and complete your home projects at a location near you.

To learn more about our company or for more pictures of Lepage windows and doors, please visit lepagemillwork.com







ENERGY EFFICIENCY

Windows and doors are some of the biggest changes you can make to improve your home's energy efficiency. North American energy efficiency standards and their easily recognizable logos and labels can help you compare options and make informed purchases. Engineered to lower your energy consumption and reduce greenhouse-gas emissions, high-efficiency windows and doors are a smart choice, saving you money and helping the environment.

Lepage is a proud ENERGY STAR Partner (the Canadian and American energy-efficiency standard) and a long-time member of the National Fenestration Rating Council (the North American standard). ENERGY STAR and National Fenestration Rating Council certified products, including our glass which is coated with a Low-E glazing and injected with argon gas, will use less energy to maintain a comfortable temperature, low humidity levels and air quality throughout your home.

RESPONSIBLE FOREST MANAGEMENT

We purchase our wood solely from suppliers who are certified in their responsible forestation management. We're dedicated to a product that will ensure years of excellent performance while advocating for and protecting our environment and forests.



OUR ENVIRONMENTAL COMMITMENT

As a window and door manufacturer with over 70 years of experience, we are committed to real change that benefits the environment. We are extremely mindful in our use of wood, aluminum and plastic as well as paints and stains in our everyday activities. From the energy we use to heat and light our factories and offices to our choice of coffee cups, we are committed to reducing our environmental impact at every opportunity.

- > All wood scraps generated by our manufacturing processes are transformed in-house into biomass to produce heat and steam for our production facilities.
- > All cardboard, paper, plastic, aluminum and glass waste is either recycled, donated or reused.
- > Purchasing, packaging and transportation policies are all focused on reducing the amount of exhaust pollution that our delivery trucks release into the atmosphere.
- > Single-use convenience items used in our cafeteria and coffee stations are being replaced by more sustainable, environmentally friendly materials.
- > We practice a culture that encourages environmentally responsible consumption habits and acting as good stewards to our environment.

TRUE ARTISANS

Passion for excellence is at the heart of Lepage Millwork's heritage of craftsmanship. The incomparable quality of a product handcrafted by artisans is our most cherished tradition since our founding in 1947.

To this day, every Lepage window and door is custom-crafted according to each customer's preferences and specifications. Let us know the style, design or dimensions of the windows and doors you have always dreamed about for your home and we will create them just for you.

141 Chemin des Raymond
Rivière-du-Loup, Québec G5R 5X9
Canada

Get expert advice!

Contact us at 1-800-463-1367
info@lepagemillwork.com

LEPAGEMILLWORK.COM

LEPAGE
MILLWORK

