

PRESTIGE

Collection

WINDOWS & DOORS




LEPAGE
MILLWORK



| | |
|-----------|---|
| Quality | 5 |
| Tradition | 7 |
| Variety | 9 |

WINDOWS

| | |
|--------------------------|----|
| Push-out casement | 11 |
| In-swing french casement | 13 |
| XL hung | 15 |
| Weight and chain hung | 17 |

DOORS

| | |
|----------------|----|
| Balcony | 19 |
| Bi-fold | 21 |
| Lift and slide | 23 |

OPTIONS

| | |
|-----------------|----|
| Window Hardware | 24 |
| Door Hardware | 25 |
| Stain Colors | 26 |
| Clad Colors | 27 |
| Wood species | 27 |
| Glass | 28 |
| Grilles | 30 |
| Screens | 31 |
| Mouldings | 32 |

| | |
|----------------|----|
| Warranty | 33 |
| Thinking green | 35 |

CONTENTS



OPENING THE DOOR TO A WORLD OF POSSIBILITIES

Since the acquisition in 2001, Lepage has been expanding its production facilities, manufacturing equipment and the product range itself. Innovative window and door designs, state-of-the-art milling and manufacturing equipment along with an experienced and dedicated team have enabled us to grow our business in both Canada and the United States.

Our philosophy of being a custom production shop has allowed customers the flexibility they want to design the windows and doors they need for their homes and projects.

At Lepage we strive to meet and exceed your expectations.

A handwritten signature in black ink, appearing to read 'Guy Bonneville'.

Guy Bonneville
President, CEO



WELCOME TO A NEW CALIBER OF QUALITY

The materials and the assembly techniques used are what make buying a Lepage product a sound investment. Every sash is built using solid wood. This means no finger-joints or man-made composites. These sashes are then assembled using hardwood dowels for unmatched precision and strength. At every step of the manufacturing process we strive to use only the best components and practices available. Built specifically for each customer our products are not mass produced but made according to each particular project.



QUALITY





WELCOME TO THE TEAM

With the fourth generation window maker now at Lepage we certainly are a group with a long history in the window and door business.

AN EYE ON THE FUTURE

From our most senior artisans to our youngest engineers we are a company that continues to grow and innovate every year.

MEETING THE DEMAND

All of us have one goal in mind, to provide you with unmatched quality and options. And to help us with this, our products are distributed through locally owned independent dealers that are as passionate about fenestration as we are. We work closely with these dealers to ensure that your window and door experience is a rewarding one.

TRADITION





PUSH-OUT CASEMENT
WINDOWS



IN-SWING FRENCH
CASEMENT WINDOWS



XL HUNG WINDOWS



WEIGHT AND CHAIN HUNG
WINDOWS



BALCONY DOORS



BI-FOLD DOORS



LIFT AND SLIDE DOORS

ALL YOU HAVE TO DO IS ASK

With virtually unlimited design capabilities we can help you create the look and feel your project requires. We offer a wide variety of standard products that you can customize to suit your individual needs or we can work together to achieve your own unique shape, size or designed window and door. We have numerous custom species of wood to choose from along with our standard offering of mahogany, Doug Fir and Eastern White Pine. Primed, painted, and stained finishes are offered for both the interior and exterior of our products along with extruded aluminum exterior cladding for those looking for a more maintenance free aspect. A large selection of hardware, glass and divided light patterns help finalize the perfect blend of form and function.

VARIETY



PUSH-OUT CASEMENT WINDOWS



MODERN AND TRADITIONAL

Lepage push-out casements descend from the modern tradition of bold, unobstructed views. They are the design of choice where access is an issue, a rare marriage of form and function. Styled and crafted for the premium home, Lepage push-outs offer multi-point locking and high-grade hardware, with or without sash stays, for unparalleled feel and performance. And with their superb airflow and optional hinged wooden screens, they embody a living aesthetic that is equally suited to modern and traditional settings.

ALUMINUM CLAD

For a low maintenance exterior finish, you have the opportunity to choose an extruded aluminum clad for your wood windows. We use extruded aluminum only. Thicker and stronger than roll-form, it provides superior durability, weather and impact resistance and longer life.




FEATURES AND BENEFITS

- Custom and standard sizes
- 1 ¾" or 2 ¼" thick sash
- Wood interior swinging screens with a variety of mesh options
- Sash stays in a variety of finishes
- Concealed weather-stripping of the highest quality and performance



IN-SWING FRENCH CASEMENT WINDOWS



HISTORIC CHARM

For centuries, architects have used in-swing French windows to unite nature with interior space. Nothing comes close for historical charm. Yet despite their provincial design and panoramic views, Lepage in-swings offer outstanding performance properties. High quality cremone hardware bolts tightly, with extraordinary ease. Wood and aluminum screens allow subtle variations on design and function. And when they're finally thrown open to the sun and summer breeze, Lepage French in-swings offer a glorious invitation to nature, a dazzling portal between your interior and exterior worlds


ALUMINUM CLAD

For a low maintenance exterior finish, you have the opportunity to choose an extruded aluminum clad for your wood windows. We use extruded aluminum only. Thicker and stronger than roll-form, it provides superior durability, weather and impact resistance and longer life.



FEATURES AND BENEFITS

- No fixed post between sashes for more unobstructed view
- Interlocking panels
- 5 3/8" frame (4 3/8" or 6 3/8" with clad)
- 1 3/4" thick sash
- Available with classic or rustic hardware



XL HUNG WINDOWS



A FIRST CLASS DESIGN

The XL hung is an authentic window with no visible balance system and an all wood jamb and sash that is reminiscent of windows from centuries past. This window “Lite Lift” balance and modern day weather strip make its operation and performance anything but “old school”. Even large windows operate with relative ease. For the person with discriminating taste, looking for something a little more refined, this window is the perfect fit.

ALUMINUM CLAD

For a low maintenance exterior finish, you have the opportunity to choose an extruded aluminum clad for your wood windows. We use extruded aluminum only. Thicker and stronger than roll-form, it provides superior durability, weather and impact resistance and longer life.




FEATURES AND BENEFITS

- Custom and standard sizes available
- 1 ¾” and 2 ¼” thick sash
- Available in double hung or single hung
- Concealed Lite Lift spiral balance
- Wood jambs with removable sash stops



WEIGHT AND CHAIN HUNG WINDOWS



MARVELS OF MODERN ENGINEERING


By the late 19th century, weight and chain windows had found their way into America's finest townhouses and graystones. Their smooth operation and simple, durable design were considered marvels of modern engineering. They still are. At Lepage this timeless form has found new expression, with updated styling and modern performance features like ball-bearing pulleys and concealed weather stripping. Weight boxes are enclosed and sealed for energy efficiency. And true to tradition, all wooden components are cut to uncommonly solid dimensions, for performance and beauty to endure into the next century.

FEATURES AND BENEFITS

- Custom and standard sizes available
- 2 1/4" thick sash
- Available in double hung or single hung
- Solid brass ball bearing pulleys
- Concealed weather-stripping of the highest quality and performance
- Clear wood stained, primed or painted
- Radius sash and radius grilles available



BALCONY DOORS



SUPERIOR QUALITY, INSIDE AND OUT

Discover the authentic look of our solid wood balcony doors. With a traditional design, it offers a solid core construction providing charm and stability. Our beautiful balcony doors will add distinction and an upscale look to your home.

ALUMINUM CLAD

For a low maintenance exterior finish, you have the opportunity to choose an extruded aluminum clad for your wood doors. We use extruded aluminum only. Thicker and stronger than roll-form, it provides superior durability, weather and impact resistance and longer life.




FEATURES AND BENEFITS

- Interlocking panels
- Available wood exterior swinging screen
- Raised and flat panel options
- No fixed post between sashes for better ventilation and easy access
- 5 3/8" x 1 1/4" solid wood frame
- 2" x 1 3/4" solid wood sash



BI-FOLD DOORS



ONE LARGE OPENING

Chic and practical, the Lepage Folding Door can be made up to 24' 6" and configured from three to ten panels wide. You can choose to have it with aluminum clad or with wood only. This large Folding Door can be opened with ease and is perfect for making any room look larger. One large opening that will make your view to the exterior breathtaking.

ALUMINUM CLAD

For a low maintenance exterior finish, you have the opportunity to choose an extruded aluminum clad for your wood doors. We use extruded aluminum only. Thicker and stronger than roll-form, it provides superior durability, weather and impact resistance and longer life.




FEATURES AND BENEFITS

- Maximum width: 24' 6"
- Maximum height: 10'
- Frame of 1 1/4" x 6 9/16" with of 2 1/4" sash
- Maximum Panel Weight: 220 lbs
- Maximum Panel width: 39"
- 5" or 3 5/8" stiles combined with a 9", 5" or 3 5/8" bottom rail
- Aluminum sill of 8" (bronze or clear) with mahogany interior
- Out-swing application



LIFT AND SLIDE DOORS



MORE OPENINGS, MORE VALUE

Lepage Millwork is offering a Lift and Slide Patio Door unit. With this door, your view will be exceptional and you will have more light that you've ever expected. The Lift and Slide Patio Door is characterized by its exceptional ease of operation with extremely large panel sizes. When the carrier system is activated, it lifts the doors on a track allowing the panels to slide easily. This very special patio door can be as high as 10 feet and as wide as 24 feet.

ALUMINUM CLAD

For a low maintenance exterior finish, you have the opportunity to choose an extruded aluminum clad for your wood doors. We use extruded aluminum only. Thicker and stronger than roll-form, it provides superior durability, weather and impact resistance and longer life.



FEATURES AND BENEFITS

- Custom and standard sizes
- The operating panels use 2 bogie carrier systems with 2 rollers each.
- Primary panels engage 2 locking points on jambs or bi-parting inactive panel
- Mahogany sill with high bottom track for better climatic performance
- Wood sliding screen available (1 3/4" sash)
- Solid wood frame and moldings. Laminated sash
- 5" x 2 1/4" stile
- Available with two, three or four panels
- Sidelites and transoms available
- Custom or standard raised or flat panels available

WINDOW HARDWARE

PUSH-OUT CASEMENT WINDOWS

- Soft operation handle (optional handle available)
- Optional casement stay



XL / WEIGHT AND CHAIN WINDOWS

SURFACE-MOUNT HARDWARE

- Solid brass locks
- Solid brass sash lifts



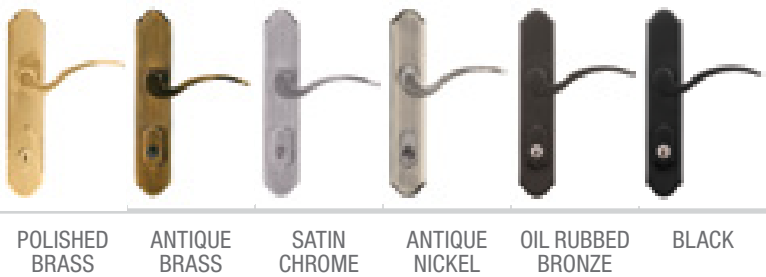
DOOR HARDWARE

BI-FOLD DOORS

SECURE AND FLEXIBLE

- Traditional and contemporary handles
- Hinges and Flush bolts

TRADITIONAL



CONTEMPORARY



LIFT AND SLIDE DOORS

LUXURY AND EASE

- High end solid brass handles
- Wood storm screen handles



BALCONY DOORS / IN-SWING FRENCH CASEMENT WINDOWS



ANTIQUE AND EFFICIENT

- Classic or Rustic style available
- The classic hardware is optional

CLASSIC








































RUSTIC



















STAIN COLORS

A selection of the most popular colors of interior semi-transparent and semi-opaque stain.

SAMAN STAIN (INTERIOR)

| | | | | | | | | | |
|---|---|---|---|---|---|--|--|--|--|
|  |  |  |  |  |  |  |  |  |  |
| URBAN GREY | RASPBERRY | MAUVE | TURQUOISE | EMERALD | FOREST | MAHOGANY | AZURE | EGGPLANT | BLACK |
|  |  |  |  |  |  |  |  |  |  |
| WALNUT | BRANDY | GOLDEN WHEAT | DARK OAT | CHERRY | LIME | PAPRIKA | WHITEWASH | CHAMOIS | NAVY |
|  |  |  |  |  |  |  |  |  |  |
| CHOCOLATE | DARK WALNUT | AMERICAIN WALNUT | ROSEWOOD | OLIVE | CAPPUCCINO | SESAME | HOP | COLONIAL | AMARETTO |
|  |  |  |  |  |  |  | | | |
| COGNAC | SPICE | PRUNE | CANADIAN MAPLE | MEDIUM BROWN | ANTIQUE WALNUT | NATUREL CLEAR | | | |

ZOBEL STAIN (INTERIOR / EXTERIOR)

| | | | | | | | | | |
|---|---|---|---|---|---|--|---|---|---|
|  |  |  |  |  |  |  |  |  |  |
| ROSEWOOD | MAPLE | OLD PINE | BAMBOO | ASH | OAK | GOLD TEAK | OLIVE | COMMON BEECH | CHESTNUT |
|  |  |  |  |  |  | | | | |
| HAZELNUT | TEAK | WALNUT | ANTIQUE MAHOGANY | AMERICAIN WALNUT | NATURAL CLEAR* | | | | |


Note: Pictures above are for reference only. The color may vary depending on the type of wood, it's grain, it's color and texture.

* Interior only


CLAD COLORS

Wide selection of superior quality opaque paint for a beautiful and durable exterior.

STANDARD COLORS (ON ALUMINUM)



OPTIONAL COLORS (ON ALUMINUM)



Note: Pictures above are for reference only.
The color may vary based on the type of application,
surface it is applied to, and/or year of production.


WOOD SPECIES

NOBLE BY NATURE

By its nature, wood will give much nobility to your home. It gives off a warm and chic aspect, to suit your tastes, Lepage offers three main types of wood: Pine, Douglas Fir and Mahogany.

Many optional species are also available.


Note: The wood color may vary depending on the type of wood, its grain and texture. The pictures above are for reference only.




GLASS

ENERGY-SAVING


All the latest and best performing options in glazing technology are available in our products, including Low-E, argon gas and more. Just ask and we'll help you define your needs and decide on the best choice.



In the winter, Low-E Argon glazing keeps the heat inside for less heating costs.



In the summer, Low-E Argon glazing reflects heat to minimize air conditioning costs.



DOUBLE GLAZE INSULATED

Among the most popular choices, the double glaze glass will certainly meet your needs.



TRIPLE GLAZE INSULATED

For superior energetic performance and better soundproof, triple glaze is the right choice.

SPECIALTY GLASS

The available colors and patterns will bring a whole new dimension to your glass. Here are some of our models. Several others are available.



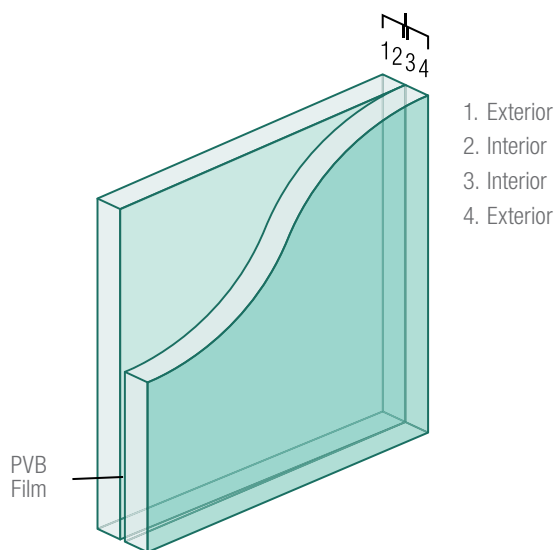
TINTED GREY



GLUE CHIP

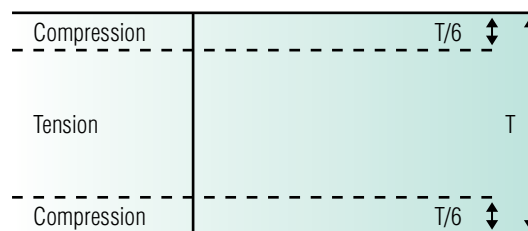


MOROCCO



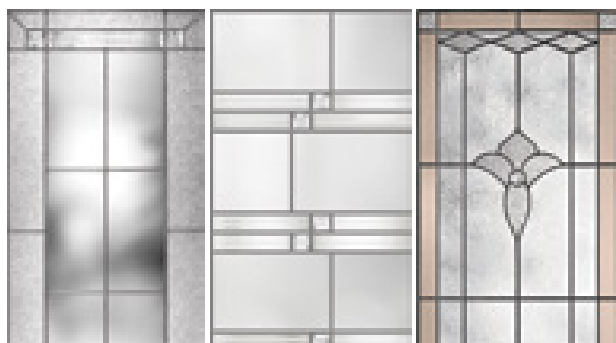
LAMINATED GLASS

You want a better resistant glass with the best soundproof. Laminated glass with its PVB films offers additional security against major impacts. This same film will also greatly reduce outside noise. In addition, impacts glass including laminated glass with that special film gives you approved products to the required hurricane region standards.




TEMPERED GLASS

Tempered glass is mainly used as safety glass. Should a major shock causing breakage, the glass will be fragmented into small pieces, small enough not to cause injury. Tempered glass is heated until it softens and then rapidly cooled with air. This gives a compression layer 5 times stronger than ordinary glass.




STAINED GLASS

Brighten your windows with stained glass. The window you choose will allow a constant light without compromising your privacy.



CURVED GLASS

Whether it is for a small tower or other curved part of your house, the curved glass is the most logical and most spectacular option. It will provide significant value to your design and your entire home.



RESTORATION GLASS

The restoration glass exhibits the mild waviness and occasional air bubble characteristic of true antique window glass, making it ideal for historically accurate restorations.

GRILLES

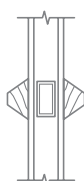
LITE CUT DESIGN MADE EASY

Grilles give your windows and doors extra style and architectural interest. With our huge selection and extensive custom capabilities, lite cut design is yours for the asking. Dream it, draw it, and chances are we'll make it.



SIMULATED DIVIDED LITES

Our very popular standard SDL profile is 7/8" wide with 5/8", 1 1/4" and 1 3/4" as optional widths.



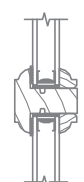
PUTTY GLAZE SIMULATED DIVIDED LITES

The Putty Glaze SDL has a squarer design that goes very well as a contemporary style to a historic style.



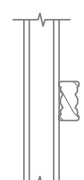
DAVIS SIMULATED DIVIDED LITES

The Davis SDL has many similarities with the standard version but is much larger.



TRUE DIVIDED LITES

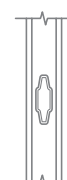
A luxurious option with timeless authenticity and elegance, each separate lite is individually installed in a solid wood frame.



REMOVABLE GRILLES

Convenient and visually appealing, removable wood grilles create a 3-dimensional surface profile.

GRILLES BETWEEN THE GLASS



The GBG's are permanently fixed between two frames of glass, providing style and cleaning convenience. Other than Georgian, variety of profiles are available.

DIFFERENT TYPE OF GRILLES BETWEEN THE GLASS

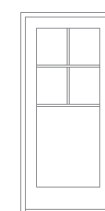
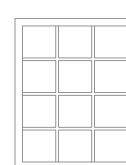
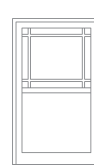
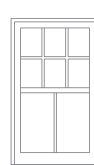

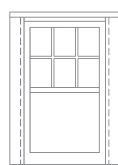




TUBULAR



RECTANGULAR

DIFFERENT GRILLES PATTERNS



SCREENS



ALUMINUM SCREEN

The aluminum screen is the most conventional and sustainable for all. They adapt to all products and is available in all colors.



WHITE COPPERTONE BEIGE



WOOD SCREEN

For more harmony with your windows, the wood screen is right choice. Without doubt, this option will also increase the value of your windows and your house. The wood screens are available in Pine, Mahogany and Douglas Fir.




PINE DOUGLAS FIR MAHAGONY



SCREENS MESH

Nothing better than our invisible mesh for an outstanding view. Our fiberglass mesh is very popular. With the same look but a little more durable, the aluminum mesh is the best choice. Our bright copper screen mesh is durable and adds charm to any window screen.



INVISIBLE FIBERGLASS COPPER



WOOD STORM SCREEN COMBO

With its antique and high quality style and for additional energy efficiency, an optional 1 3/4" wood storm/screen combo is available.



ROLL DOWN SCREEN


The idea of never having to remove a screen and enjoy an unobstructed view was not possible not so long ago. Lepage now offers the optional roll down screen. It is as easy to open it as opening your window.

MOULDINGS


MOULDINGS THAT GET AROUND ANYTHING

In addition to our many natural mouldings including colonial brickmould, 908 brickmould, flat casings in different widths and historic sills, we also offer a specially designed aluminum extruded frame cladding that allows for either a nailing fin, brickmould or flat casing. All jamb extensions, brickmouldings, flat casings and subsills come factory-applied for faster and easier installation.

WOOD



ALUMINUM



SUBSILLS AND SILLS

WOOD SUBSILLS



ALUMINUM SUBSILLS



WOOD SILLS



ALUMINUM SILLS



OPTIONAL MOULDINGS

LEPAGE MILLWORK DEVELOPS AN UNLIMITED CHOICE OF MOLDINGS. YOU WILL SURELY FIND ONE THAT FITS BEST TO YOUR HOME. IF YOU WANT IT. WE'LL MAKE IT.





LEPAGE MILLWORK'S WARRANTY

Lepage Millwork offers a warranty that meets your expectations. It provides up to 20 years on selected product components. It reflects the quality of our products and confirms the value of your purchases.

For more information, please visit our web site or ask your local dealer.

LEPAGE MILLWORK'S
WARRANTY



Environmentally conscious, Lepage Millwork offers Energy Star products. Energy Star is the international symbol of excellence in energy efficiency. Products that have identification have had severe prescribed procedures, demonstrating that they meet or exceed the standards in this area without offering a lower performance.

Lepage is proud to be certified with the NFRC program which is a non-profit organization that administers the only uniform, independent rating and labeling system for the energy performance of windows, doors, skylights, and attachment products. The NFRC goal is to provide fair, accurate, and reliable energy performance ratings.

* Depending on the options selected, our products can meet the eligibility criteria for Energy Star for your area.



THINKING GREEN

OVER THE YEARS, LEPAGE MILLWORK HAS BEEN MOVING FORWARD IN A MORE ENVIRONMENTALLY DIRECTION. 100% of all wood waste in the manufacturing of our products is used to generate heat and steam for our productions facilities. All cardboard, paper, plastic, aluminum scrap and glass are sent to the proper recyclers.

Our paints, stains and sealers are made with water based formulas which is less harmful to environment. Product delivery schedules are thoroughly planned in order to maximize the space in each delivery truck minimizing the amount of trips made. Production supplies are purchased in bulk from vendors that are located close to the facilities to limit the distribution distance. Thinking green encompasses our entire company and as we move into the future we will contribute to a cleaner environment and a cleaner world.



141, chemin des Raymond, C.P. 1298
Rivière-du-Loup (Québec) G5R 4L9 Canada
☎ 418 862-2611 / 1 800 463-1367
☎ 418 862-2391 / 1 866 551-2391

www.lepagemillwork.com
headoffice@lepagemillwork.com

RBQ-8281-8832-34
Made in Canada. 07/2015